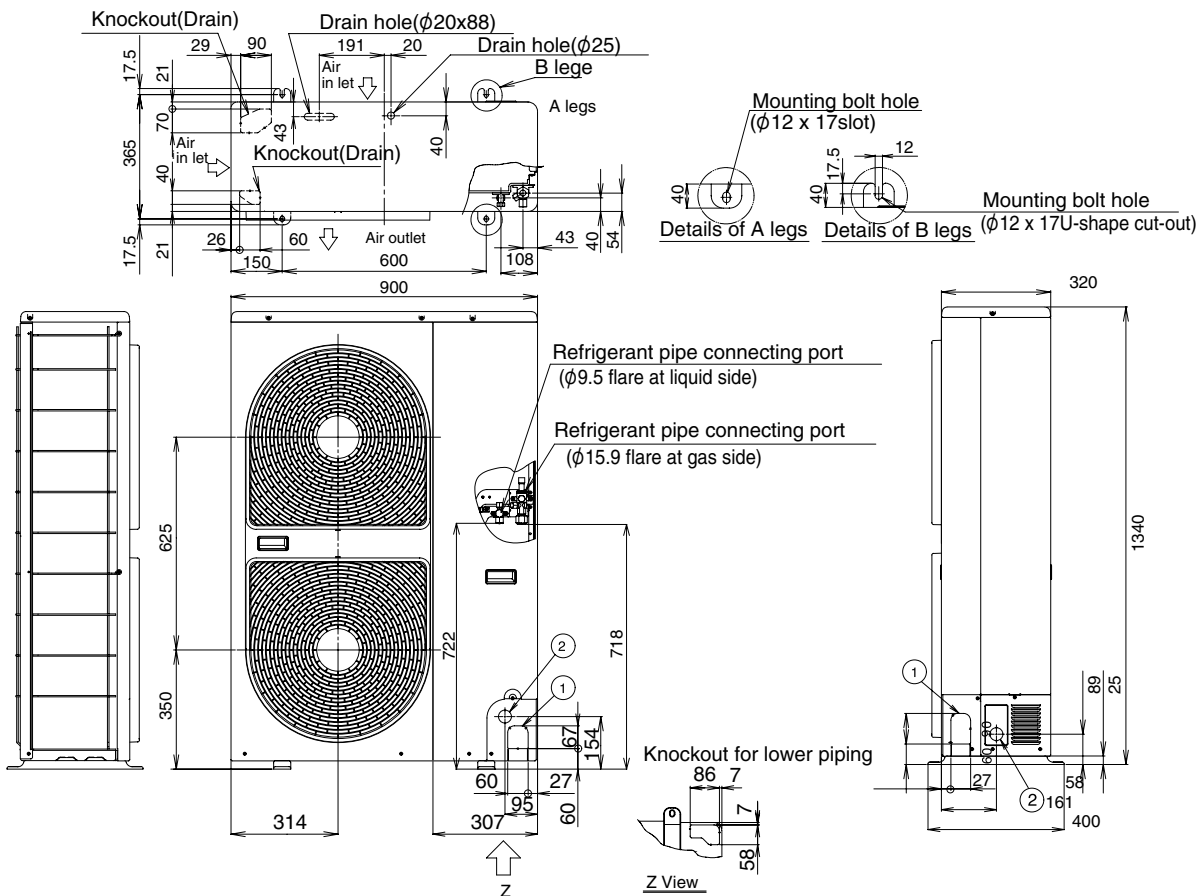


11-2. Dimension

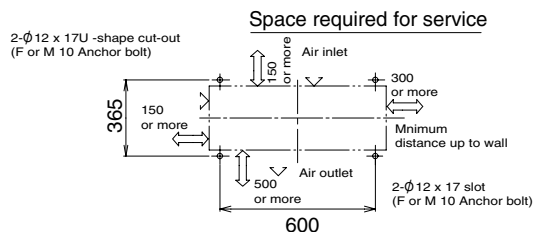
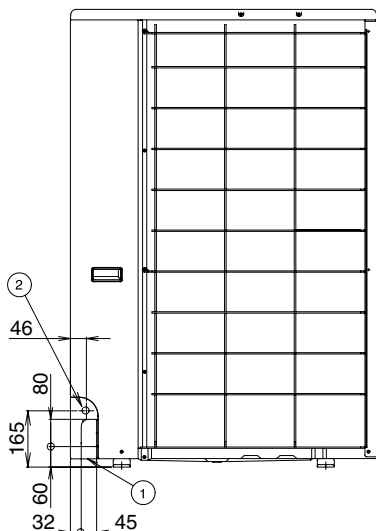
MCY-MAP0401HT, MCY-MAP0501HT, MCY-MAP0601HT,
MCY-MAP0401HT2D, MCY-MAP0501HT2D, MCY-MAP0601HT2D



Diameter of refrigerant pipe

Name	Notes
① Control wiring and piping hole	—
② Power supply wiring hole	Knockout hole φ38

Model name	Gas side	Liquid side
MCY-MAP0401HT*	φ15.9 (Flare)	φ9.5 (Flare)
MCY-MAP0501HT*	φ15.9 (Flare)	φ9.5 (Flare)
MCY-MAP0601HT*	φ19.1 (Blazing connection with attached joint socket.)	φ9.5 (Flare)



Note: All dimensions are in mm.

11-3. Units center of gravity

Model name	H (mm)	W (mm)	D (mm)	Weight (kg)
				Main unit
MCY-AP0401HT	1340	900	320	117
MCY-AP0401HT2D				
MCY-AP0501HT				
MCY-AP0501HT2D				
MCY-AP0601HT				
MCY-AP0601HT2D				

