



R-410A HEAT PUMPS

STYLISH HIGH-WALL UNITS

Zeolite Plus filter

Bio Enzyme filter

Sasa filter
(virus deactivation)

Ginkgo filter
(allergy relieving)

High-wall

Features

With the KRT High-wall Inverter unit, Toshiba offers an attractive and slim-line design for large living spaces, offices, restaurants and other applications where a light, compact and elegant solution is needed.

Moreover the latest filters designed by Toshiba improve the indoor air quality benefits of this high-wall unit.

Key features










Enhanced aesthetic: with its slim design, the compact and stylish unit blends in with any room setting.

New enhanced filtration system: Zeolite Plus + Sasa filter to deodorise, Bio-Enzyme filter + Ginkgo filter to purify and new anti-oxidant Vitamin C filter.

Auto louvre mode: to allow optimum distribution of the air throughout the room.

TCC Link remote control (optional).

Wireless controller included.

	Inverter Control		Auto fan control
	Guaranteed heating and cooling to -15°C		Auto heat-cool changeover
	Dry Function		Long life filter
	Auto louvre		Filter sign
	Hot Start		

Super Digital Inverter Technical specifications heat pump

Indoor unit Outdoor unit		SM562KRT-E SP564AT-E 2 HP	SM802KRT-E SP804AT-E 3 HP
Cooling capacity (range)	kW	5.1 (2.2 – 5.6)	6.9 (2.2 – 8.0)
EER	W/W	3.60	2.88
Heating capacity (range)	kW	5.6 (2.2 – 7.0)	8.0 (2.2 – 9.5)
COP	W/W	3.61	3.33
Energy star rating (cooling/heating)	Star	5 / 4.5	3.5 / 3.5
Sound pressure level (h/l)	dB(A)	39/33	45/36
Sound power level (h/l)	dB(A)	54/48	60/51
Dimensions (h x w x d)	mm	298 x 998 x 221	298 x 998 x 221
Weight	kg	12	12