



Everyone loves
human warmth

TOSHIBA
HEAT PUMPS



SKVP *Super*
DAISEIKAI

Everyone loves humanwarmth.co.nz

Friendly Universal Remote Controller Enhancing Visibility

Remote Controller with backlight display

Friendly luminous buttons

The new remote controller for the SKVP2 comes with luminous buttons for comfortable use. It also enables easy view in dim lit rooms.

The biggest screen and symbols ever

The new large display and symbols are user friendly especially for elder people.

Complete Control Features

The Toshiba remote control is as carefully designed as the rest of the system.

Frequently used buttons are placed on the top, while less frequently used buttons are hidden underneath the cover.

Super Quiet



Silence is Bliss. That's why Toshiba air conditioners are designed with the latest anti-noise technology. In QUIET mode, the unit operates 3dB Quieter with a super low fan speed. By pressing the QUIET button, the air conditioner starts the following operations:

- The fan speed is changed to super low
- The quiet symbol appears on the LCD screen of the remote control

This keeps your home peaceful and serene.

One Touch My Comfort



Toshiba has assessed user preferences to ensure that our needs are fully catered to. The One Touch My Comfort feature customizes temperature and airflow settings, which delivers you the ultimate comfort with one simple touch of a button.



Comfort Sleep



When you activate the Comfort Sleep button, the air-conditioning system will compensate for naturally colder night air temperature so you can sleep in complete comfort.

Real Time on-off



Real Time on-off feature, sets program setting to repeat every 24 hours.

Eco-Logic



Achieve energy-savings of up to 25% compared to standard setting without sacrificing comfort.

Cooling only The temperature is raised by 1°C after 1 hour and another degree after 2 hours, which will be maintained until switching off.

Heat pump The temperature is lowered by 1°C after 1 hour and another degree after 2 hours, which will be maintained until switching off.

Power Select



The latest feature helps make today's lifestyle more comfortable as it offers the benefits of saving electricity.

POWER SEL button gives you the freedom to control power consumption from the remote control. Preventing electricity black outs and high power operations of other appliances.



DCHybridInverter

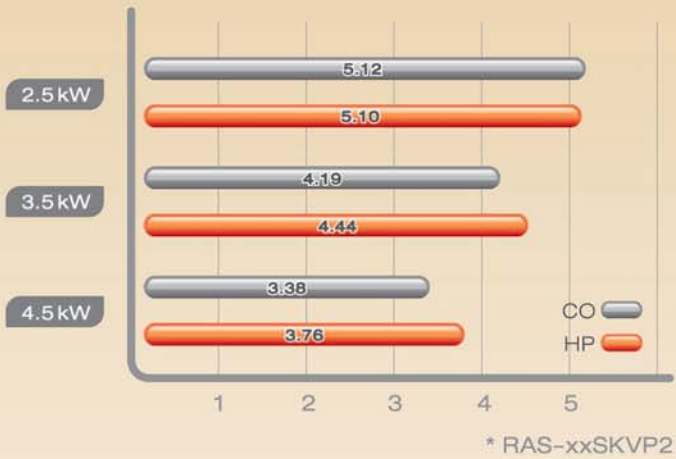
New Plasma Air Purifier with Ionisor

Low density ozone self cleaning

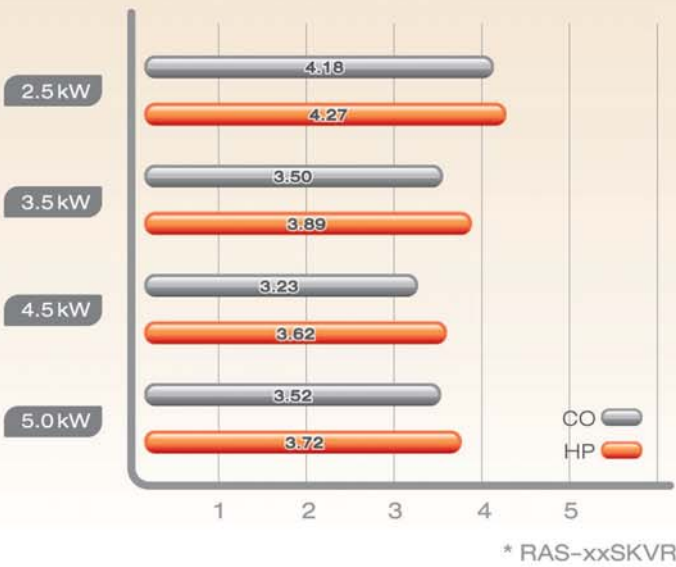
Big screen remote controller with back light display

Excellence Energy Efficiency

NEW DAISEIKAI INVERTER



DAISEIKAI INVERTER



Quality and Saving

Toshiba has been studying, designing and creating innovative air conditioning systems for over 30 years and as a result offers the highest performing heat pump in the market.

Quality has always been Toshiba's strength and will remain the trademark that will differentiate Toshiba air conditioners from competition.

This is the philosophy behind every Toshiba product.

Less energy consumption means more savings in electricity costs for you. Toshiba's advanced air conditioners perform with the highest efficiency. Toshiba offers a wide product range with Energy Star for household air conditioners to meet all your needs.






Not only are operating costs minimized, but carbon emissions are reduced, helping in the fight against global warming.



Key benefits

The highest performance, with 5.1 energy efficiency ratio

Technical specifications heat pump

Outdoor unit			RAS-10SAVP2-A	RAS-13SAVP2-A	RAS-16SAVP2-A
Indoor unit			RAS-10SKVP2-A	RAS-13SKVP2-A	RAS-16SKVP2-A
Cooling capacity	kW	C	2.51	3.52	4.53
Cooling range (min. – max.)	kW	C	0.5 – 3.5	0.6 – 4.5	0.8 – 5.0
Power input (min – rated – max.)	kW	C	0.10 – 0.49 – 0.87	0.11 – 0.84 – 1.37	0.15 – 1.34 – 1.82
EER	W/W	C	5.12	4.19	3.38
Energy star rating		C	★★★★☆	★★★	★★
Annual energy consumption	kWh	C	245	425	675
Heating capacity	kW	H	3.21	4.22	5.53
Heating range (min. – max.)	kW	H	0.5 – 6.1	0.5 – 6.7	0.7 – 7.0
Power input (min – rated – max.)	kW	H	0.09 – 0.63 – 1.82	0.10 – 0.95 – 2.33	0.15 – 1.47 – 2.51
COP	W/W	H	5.10	4.44	3.76
Energy star rating		H	★★★★☆	★★★	★★
Indoor unit			RAS-10SKVP2-A	RAS-13SKVP2-A	RAS-16SKVP2-A
Air flow (h/l)	m ³ /h – l/s	C	630 – 175	642 – 178	738 – 205
Sound pressure level (h/l)	dB(A)	C	42/23	45/25	45/25
Air flow (h/l)	m ³ /h – l/s	H	684 – 190	744 – 206	738 – 205
Sound pressure level (h/l)	dB(A)	H	43/23	44/24	45/25
Dimensions (H x W x D)	mm		275 x 790 x 205	275 x 790 x 205	275 x 790 x 205
Weight	kg		9	9	9
Outdoor unit			RAS-10SAVP2-A	RAS-13SAVP2-A	RAS-16SAVP2-A
Air flow	m ³ /h – l/s		1800 – 500	2160 – 600	2520 – 700
Sound pressure level	dB(A)	C	46	48	49
Sound power level	dB(A)	C	59	61	62
Operating range	°C	C	-10 ÷ 46	-10 ÷ 46	-10 ÷ 46
Sound pressure level	dB(A)	H	47	50	50
Operating range	°C	H	-15 ÷ 24	-15 ÷ 24	-15 ÷ 24
Dimensions (H x W x D)	mm		630 x 800 x 300	630 x 800 x 300	630 x 800 x 300
Weight	kg		41	41	41
Compressor type			DC Twin Rotary	DC Twin Rotary	DC Twin Rotary
Flare connections					
Gas	in		3/8"	3/8"	1/2"
Liquid	in		1/4"	1/4"	1/4"
Minimum pipe length	m		2	2	2
Maximum pipe length	m		25	25	25
Maximum height difference	m		10	10	10
Chargeless pipe length	m		15	15	15
Electrical connection to			Outdoor	Outdoor	Outdoor
Power supply	V/ph/Hz		220-240/1/50	220-240/1/50	220-240/1/50
Recommended power cable size	mm ²		2.5	2.5	2.5
Interconnecting cable - no. an size	mm ²		4 / 1.0	4 / 1.0	4 / 1.0
EECA Approved Heatpump					

C = cooling mode
H = heating mode

Notice: Toshiba is committed to continuously improving its product to ensure the highest quality and reliability standards, and to meet local regulations and market requirements. All features and specifications subject to change without prior notice.

Note: All images provided in this catalogue are used for illustration purposes only.

Date: April 2010

Equipment rated in accordance with MEPS AS3823.3 2007

Toshiba Air Conditioning (New Zealand)
Sales and Service 0800 773399

211 Station Road, Penrose, Auckland
Tel: 09 3556720 Fax: 09 3556735

87 Gasson Street, Christchurch
Tel: 03 3790894 Fax: 03 3790897

Cnr Jarden Mile & McCormack Place,
Ngauranga, Wellington
Tel: 04 4735990 Fax: 04 4735988

